



Edward de Bono's Six Thinking Hats ®



Summary compiled by Paul Foreman <http://www.mindmapinspiration.com>

The notion of six thinking hats comes from Edward De Bono

(Read *Six Thinking Hats* by Edward De Bono, 1985)

It is a simple and effective system that increases productivity.

There are six metaphorical hats and each defines a certain type of thinking.

You can put on or take off one of these hats to indicate the type of thinking you are using.

This putting on and taking off is essential, because it allows you to switch from one type of thinking to another.

When done in a group, everybody should wear the same hat at the same time.

The principle behind the 'Six Thinking Hats' is parallel thinking which ensures that all the people in a meeting are focused on and thinking about the same subject at the same time.

In this system, thinking is divided into six categories with each category identified with its own coloured metaphorical 'thinking hat'.

Organisations that use the 'Six Thinking Hats' system report that their teams are more productive and in general "happier and healthier".

The Six Hats:



The White Hat:
calls for information known or needed.
"The facts, just the facts."



The Yellow Hat:
symbolizes brightness and optimism. You can explore the positives and probe for value and benefit



The Black Hat:
signifies caution and critical thinking - do not overuse! Why something may not work



The Green Hat:
focuses on creativity, possibilities, alternatives and new ideas. It is an opportunity to express new concepts and new perceptions - lateral thinking could be used here



The Blue Hat:
is used to manage the thinking process. It ensures that the 'Six Thinking Hats' guidelines are observed.



The Red Hat:
signifies feelings, hunches and intuition - the place where emotions are placed without explanation

The white hat

Calls for information known or needed – gathering just the facts

The white hat covers facts, figures, data and information. Too often facts and figures are embedded in an argument or belief.



Wearing your white hat allows you to present information in a neutral and objective way.

Questions you might ask while wearing your white hat include:

- What information do we have here?
- What information is missing?
- What information would we like to have?
- How are we going to get the information?



When you put on your white hat, you focus directly on the information – what is available, what is needed, and how it might be obtained. Proposals, opinions, beliefs and arguments should be put aside.

The Six Hats:



The White Hat:
calls for information known or needed.
"The facts, just the facts."



The Yellow Hat:
symbolizes brightness and optimism. You can explore the positives and probe for value and benefit



The Black Hat:
signifies caution and critical thinking - do not overuse! Why something may not work



The Green Hat:
focuses on creativity, possibilities, alternatives and new ideas. It is an opportunity to express new concepts and new perceptions - lateral thinking could be used here



The Blue Hat:
is used to manage the thinking process. It ensures that the 'Six Thinking Hats' guidelines are observed.




The Red Hat:
signifies feelings, hunches and intuition - the place where emotions are placed without explanation

The yellow hat


Calls for optimism, positive aspects

The yellow hat is for optimism and the logical positive view of things. Wearing the yellow hat allows you to look for benefits, feasibility and how something can be done.



Questions you might ask while wearing the yellow hat include:

- What are the benefits of this option?
- Why is this proposal preferable?
- What are the positive assets of this design?
- How can we make this work?



Yellow hat thinking is a deliberate search for the positive. Benefits are not always immediately obvious and you might have to search for them. Every creative idea deserves some yellow hat attention.

The Six Hats:



The White Hat:
calls for information known or needed.
"The facts, just the facts."



The Yellow Hat:
symbolizes brightness and optimism. You can explore the positives and probe for value and benefit



The Black Hat:
signifies caution and critical thinking - do not overuse! Why something may not work



The Green Hat:
focuses on creativity, possibilities, alternatives and new ideas. It is an opportunity to express new concepts and new perceptions - lateral thinking could be used here



The Blue Hat:
is used to manage the thinking process. It ensures that the 'Six Thinking Hats' guidelines are observed.



The Red Hat:
signifies feelings, hunches and intuition - the place where emotions are placed without explanation

The black hat


Judgment, caution and evaluation

Wearing the black hat allows you to consider your proposals critically and logically. The black hat is used to reflect on why a suggestion does not fit the facts, the available experience, or the system in use.



Wearing your black hat you might consider the following:

- Costs. (*This proposal would be too expensive.*)
- Regulations. (*I don't think that the regulations would allow ...*)
- Design. (*This design might look nice, but it is not practical.*)
- Materials. (*This material would mean high maintenance.*)
- Safety issues. (*What about handrails?*)




Mistakes can be disastrous. So the black hat is very valuable. It is the most used hat and possibly the most useful hat. However, it is very easy to overuse the black hat. Caution, used too early in the problem solving process, can easily kill creative ideas with early negativity.

The Six Hats:



The White Hat:
calls for information known or needed.
"The facts, just the facts."



The Yellow Hat:
symbolizes brightness and optimism. You can explore the positives and probe for value and benefit



The Black Hat:
signifies caution and critical thinking - do not overuse! Why something may not work



The Green Hat:
focuses on creativity, possibilities, alternatives and new ideas. It is an opportunity to express new concepts and new perceptions - lateral thinking could be used here



The Blue Hat:
is used to manage the thinking process. It ensures that the 'Six Thinking Hats' guidelines are observed.



The Red Hat:
signifies feelings, hunches and intuition - the place where emotions are placed without explanation

The red hat

The red hat covers intuition, feelings, hunches and emotions.

Usually, feelings and intuition can only be introduced into a discussion if they are supported by logic.



Often, the feeling is genuine but the logic is spurious.

Wearing the red hat allows you to put forward your feelings and intuitions without the need for justification, explanation or apology.

Putting on the red hat, you express what you feel about the project. Examples:

- *My gut-feeling is that this will not work.*
- *I don't like the way this is being done.*
- *This proposal is terrible.*
- *My intuition tells me that prices will fall soon.*

The red hat allows feelings to come into the discussion without pretending to be anything else. It is always valuable to get feelings out into the open.



The Six Hats:



The White Hat:
calls for information known or needed.
"The facts, just the facts."



The Yellow Hat:
symbolizes brightness and optimism. You can explore the positives and probe for value and benefit



The Black Hat:
signifies caution and critical thinking - do not overuse! Why something may not work



The Green Hat:
focuses on creativity, possibilities, alternatives and new ideas. It is an opportunity to express new concepts and new perceptions - lateral thinking could be used here



The Blue Hat:
is used to manage the thinking process. It ensures that the 'Six Thinking Hats' guidelines are observed.



The Red Hat:
signifies feelings, hunches and intuition - the place where emotions are placed without explanation

The green hat

The green hat is specifically concerned with creating new ideas and new ways of looking at things:

- creative thinking
- Additional alternatives
- putting forward possibilities and hypotheses
- interesting proposals
- new approaches
- provocations and changes



The green hat makes time and space available to focus on creative thinking. Even if no creative ideas are forthcoming, the green hat asks for the creative effort. Often green hat thinking is difficult because it goes against our habits of recognition, judgment and criticism.



Typical questions include:

- *Are there any other ideas here?*
- *Are there any additional alternatives?*
- *Could we do this in a different way?*
- *Could there be another explanation?*

The Six Hats:



The White Hat:
calls for information known or needed.
"The facts, just the facts."



The Yellow Hat:
symbolizes brightness and optimism. You can explore the positives and probe for value and benefit



The Black Hat:
signifies caution and critical thinking - do not overuse! Why something may not work



The Green Hat:
focuses on creativity, possibilities, alternatives and new ideas. It is an opportunity to express new concepts and new perceptions - lateral thinking could be used here



The Blue Hat:
is used to manage the thinking process. It ensures that the 'Six Thinking Hats' guidelines are observed.




The Red Hat:
signifies feelings, hunches and intuition - the place where emotions are placed without explanation

The blue hat


Controlling the sequence of thinking

The blue hat is the overview or process control. It is for organizing and controlling the thinking process so that it becomes more productive. The blue hat is for thinking about thinking. In technical terms, the blue hat is concerned with meta-cognition.



Wearing your blue hat, you might:

- Look not at the subject itself but at the 'thinking' about the subject.
- Set the agenda for thinking
- Suggest the next step in the thinking, "*I suggest we try some green hat thinking to get some new ideas*"
- Ask for a summary, conclusion, or decision, "*Could we have a summary of your views?*"



The Six Hats:



The White Hat:
calls for information known or needed.
"The facts, just the facts."



The Yellow Hat:
symbolizes brightness and optimism. You can explore the positives and probe for value and benefit



The Black Hat:
signifies caution and critical thinking - do not overuse! Why something may not work



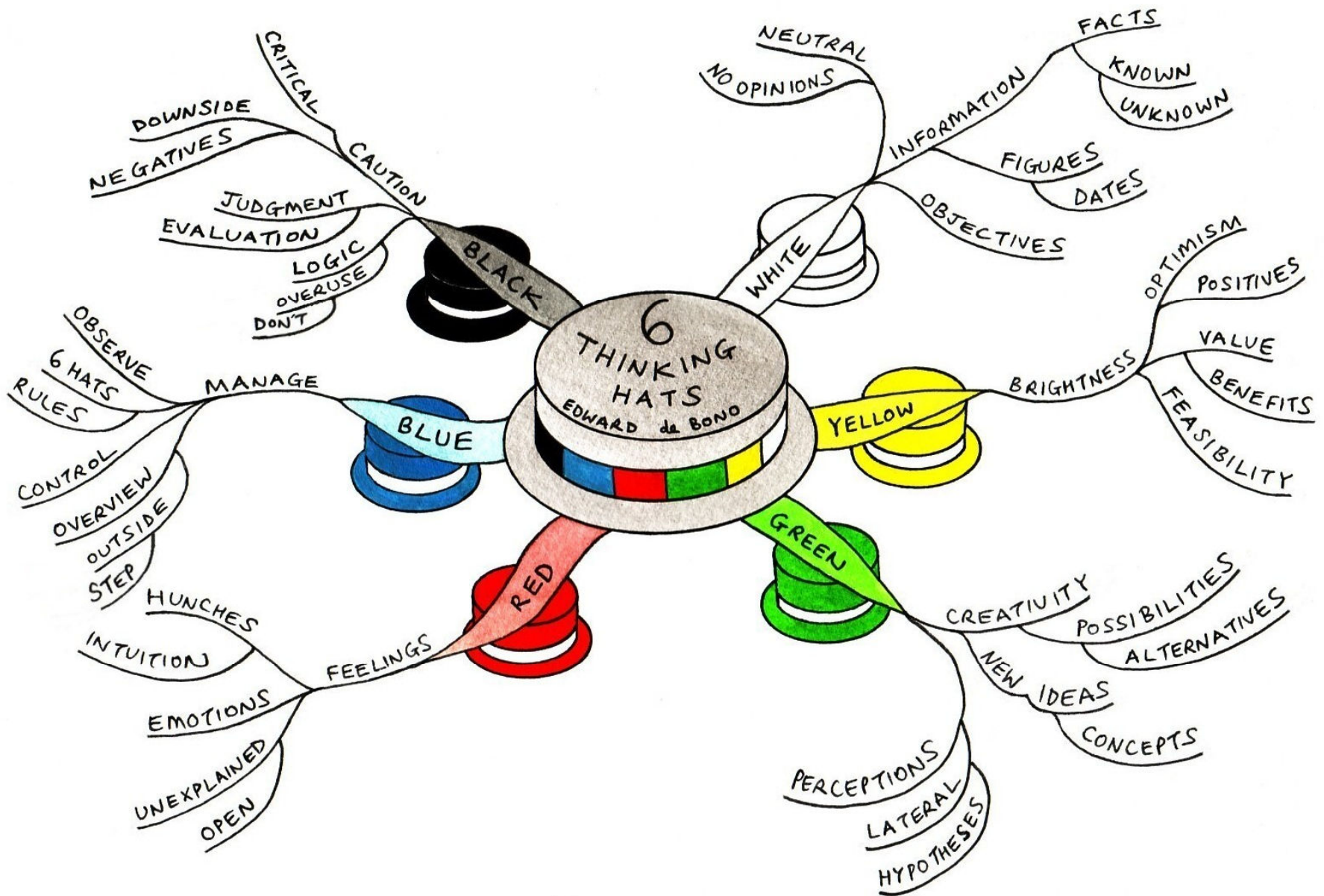
The Green Hat:
focuses on creativity, possibilities, alternatives and new ideas. It is an opportunity to express new concepts and new perceptions - lateral thinking could be used here



The Blue Hat:
is used to manage the thinking process. It ensures that the 'Six Thinking Hats' guidelines are observed.



The Red Hat:
signifies feelings, hunches and intuition - the place where emotions are placed without explanation



**To see more Mind Maps by Paul Foreman visit the
Mind Map Inspiration Website www.mindmapinspiration.co.uk**

and

**Subscribe to the Mind Map Inspiration Blog to receive
new Mind Maps, plus creativity and drawing tips.**

Blog at www.mindmapinspiration.com

Mindmaps ® were invented by Tony Buzan

**They help us progress from "linear" (one-dimensional) through
"lateral" (two-dimensional) to "radiant" (multi-dimensional) thinking.**

For more information see his books and visit the following websites:


www.buzanworld.com

www.imindmap.com

Available from <http://www.mindmapinspiration.co.uk>

Idea Creation

101 Page E-Book £7.95



In this E-Book I share how I create ideas and help guide you towards the land of infinite possibilities.

Never be stuck for an idea again!

Contents

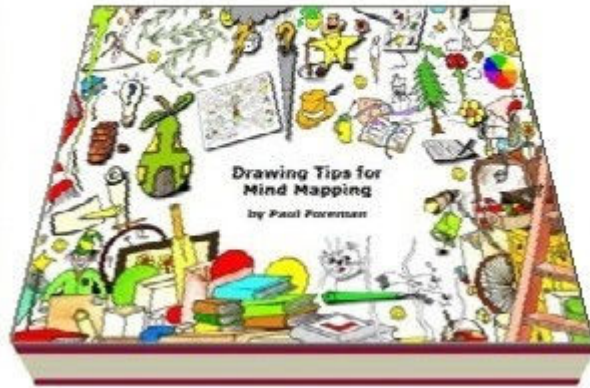
- Why simple is often best
- Fresh ideas
- Use thinking – don't let it use you
- Lifespan of an idea
- Simplicity of an idea
- Everything stems from a thought
- Planning ahead and the bigger picture
- Sparkling ideas
- Random thinking styles
- Creativity Toolkit
- Outside the box outside the box
- Ideas don't dry up – thoughts do
- Constant Daily Learner
- Land of infinite possibilities

Includes the following Mind Maps:

- 5W1H
- Idea Creation
- Topical Ephemeral or Practical Immortal
- Theory of the Brain
- Idea
- Planning Ahead and the Bigger Picture
- Sparkling Ideas
- What is Original?
- Thinking Styles
- Thinking styles template
- Creativity Toolkit Mind Map
- Planetary Thinking
- 360° Thinking
- Creative Focus
- Odd Combinations
- Thinking outside the Box
- Thinking outside the Box Checklist
- Curious Brain
- Constant Daily Learner

Drawing Tips for Mind Mapping

110 Page E-Book £5.95



Beginners guide

Colour wheel and use of colours

Suggested Equipment

Drawing Fish

Drawing Cats

Drawing Books

Using Stencils & Templates

Drawing Hats

Mind Map Templates

Drawing Curves & Shapes

Detailed breakdown of "Fantasy Mind Map"

Enhancing Creativity through Thought Reduction

Drawing Speed Tests

Drawing Faces

Lettering

Photo to Cartoon transfer

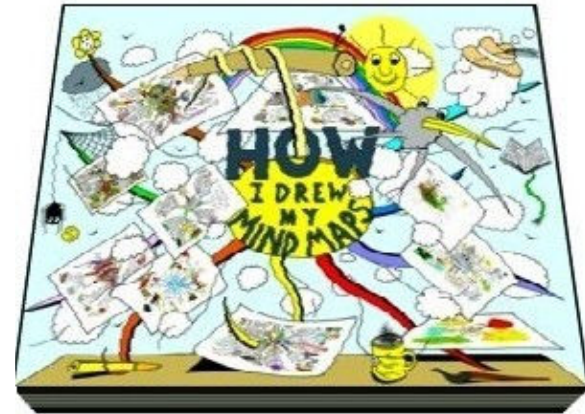
Drawing Tips and Tricks

Doodleboards

Mind Maps

How I drew my Mind Maps

71 Page E-Book £6.95



Learn how to take your drawing to the next level

in my second E-Book and discover the secrets of

"How I drew my minds"

Including:

The thoughts behind the maps

Mind Map structure

What products I use

Tips and tricks for drawing

Colour placement

Image placement

Detailed image analysis

Illustration walkthrough step by step

Fast sketching

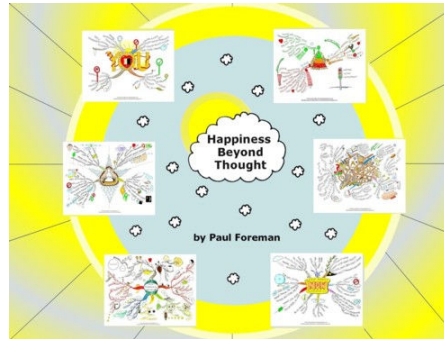
Idea generation

From a simple line and curve to an image

Overlap and 3D

Plus a few surprises!

“Happiness Beyond Thought” 85 Page illustrated E-Book - Including Mind Maps £5.99



Discover true happiness and inner peace

Learn how to stop incessant thinking
and take control of your thoughts

Learn how to meditate, relax your
mind and body and foster inner calm

How to stay in the present moment

How to let go, find simplicity and
transform your life for good

Simple tips and strategies for
a harmonious and stress-free life

Includes:

Happiness is your primary state

Stop Thinking

Happiness is inside you

Go Within

Meditation

Organisation – Inner & Outer

Coming back to now (Present Moment Awareness)

Includes the following Mind Maps:

Happiness is your primary state

Stop Thinking Tips

Happiness is inside you

Go Within

Meditation

Organisation

Present Moment Awareness

Positive Acronym Your Name

Letting Go

Plus a Bonus Mind Map